

# L2 Data Collection

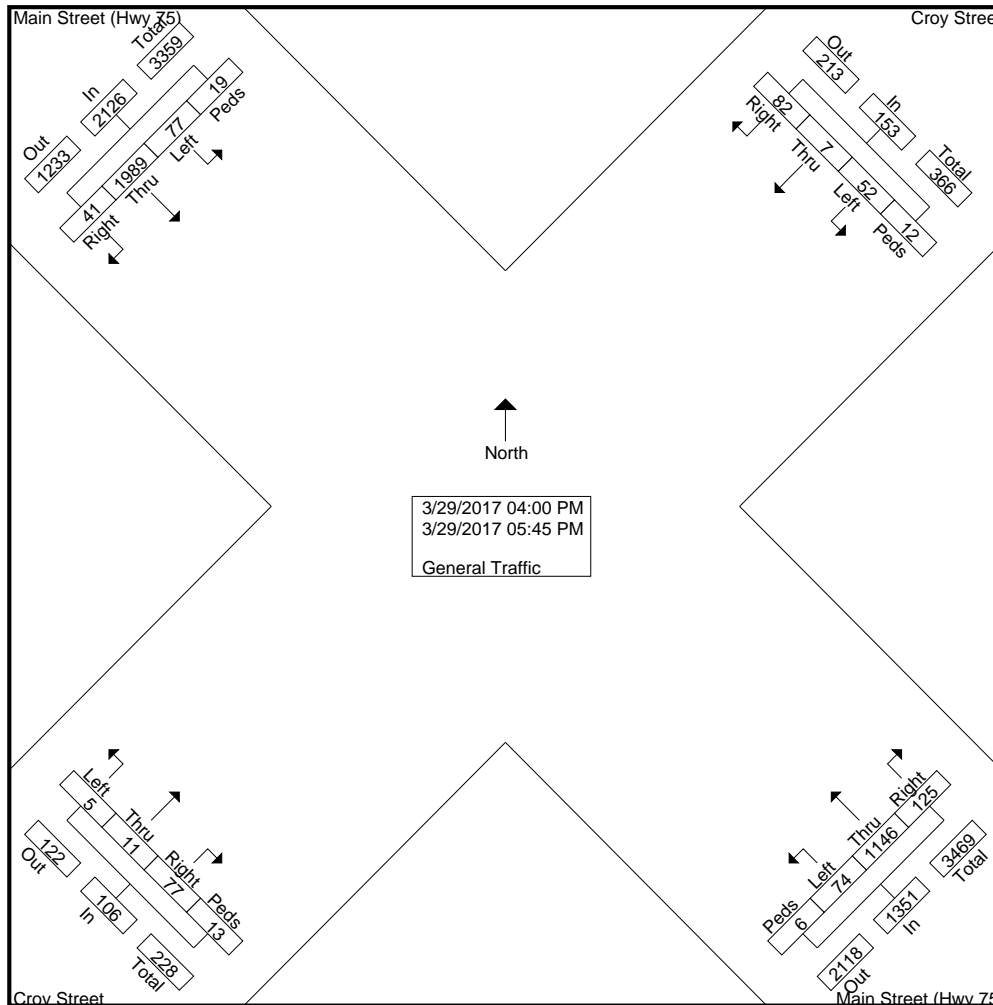
L2DataCollection.com  
 Idaho (208) 860-7554 Utah (801) 413-2993

Study: LOCH0008  
 Intersection: Main St / Croy St  
 City, State: Hailey, Idaho  
 Control: Stop Sign

File Name : Main & Croy PM  
 Site Code : 00000000  
 Start Date : 3/29/2017  
 Page No : 1

## Groups Printed- General Traffic

| Start Time  | Main Street (Hwy 75)<br>From Northwest |      |      |      |            | Croy Street<br>From Northeast |      |      |      |            | Main Street (Hwy 75)<br>From Southeast |      |      |      |            | Croy Street<br>From Southwest |      |      |      |            | Int. Total |
|-------------|--|------|------|------|------------|-------------------------------|------|------|------|------------|--|------|------|------|------------|-------------------------------|------|------|------|------------|------------|
|             | Right                                  | Thru | Left | Peds | App. Total | Right                         | Thru | Left | Peds | App. Total | Right                                  | Thru | Left | Peds | App. Total | Right                         | Thru | Left | Peds | App. Total |            |
| 04:00 PM    | 2                                      | 180  | 6    | 3    | 191        | 11                            | 0    | 5    | 2    | 18         | 13                                     | 127  | 11   | 2    | 153        | 9                             | 2    | 0    | 3    | 14         | 376        |
| 04:15 PM    | 4                                      | 244  | 12   | 1    | 261        | 9                             | 0    | 7    | 2    | 18         | 13                                     | 146  | 12   | 0    | 171        | 7                             | 1    | 2    | 0    | 10         | 460        |
| 04:30 PM    | 6                                      | 272  | 10   | 2    | 290        | 14                            | 0    | 10   | 1    | 25         | 20                                     | 129  | 9    | 0    | 158        | 11                            | 0    | 0    | 3    | 14         | 487        |
| 04:45 PM    | 5                                      | 301  | 9    | 1    | 316        | 12                            | 1    | 5    | 1    | 19         | 15                                     | 144  | 8    | 0    | 167        | 3                             | 2    | 0    | 1    | 6          | 508        |
| Total       | 17                                     | 997  | 37   | 7    | 1058       | 46                            | 1    | 27   | 6    | 80         | 61                                     | 546  | 40   | 2    | 649        | 30                            | 5    | 2    | 7    | 44         | 1831       |
| 05:00 PM    | 6                                      | 263  | 12   | 2    | 283        | 7                             | 2    | 6    | 1    | 16         | 17                                     | 179  | 5    | 0    | 201        | 20                            | 3    | 0    | 1    | 24         | 524        |
| 05:15 PM    | 5                                      | 279  | 5    | 6    | 295        | 9                             | 1    | 5    | 1    | 16         | 22                                     | 169  | 9    | 2    | 202        | 10                            | 0    | 1    | 1    | 12         | 525        |
| 05:30 PM    | 5                                      | 250  | 13   | 3    | 271        | 10                            | 3    | 8    | 4    | 25         | 13                                     | 121  | 10   | 1    | 145        | 6                             | 1    | 1    | 3    | 11         | 452        |
| 05:45 PM    | 8                                      | 200  | 10   | 1    | 219        | 10                            | 0    | 6    | 0    | 16         | 12                                     | 131  | 10   | 1    | 154        | 11                            | 2    | 1    | 1    | 15         | 404        |
| Total       | 24                                     | 992  | 40   | 12   | 1068       | 36                            | 6    | 25   | 6    | 73         | 64                                     | 600  | 34   | 4    | 702        | 47                            | 6    | 3    | 6    | 62         | 1905       |
| Grand Total | 41                                     | 1989 | 77   | 19   | 2126       | 82                            | 7    | 52   | 12   | 153        | 125                                    | 1146 | 74   | 6    | 1351       | 77                            | 11   | 5    | 13   | 106        | 3736       |
| Apprch %    | 1.9                                    | 93.6 | 3.6  | 0.9  |            | 53.6                          | 4.6  | 34   | 7.8  |            | 9.3                                    | 84.8 | 5.5  | 0.4  |            | 72.6                          | 10.4 | 4.7  | 12.3 |            |            |
| Total %     | 1.1                                    | 53.2 | 2.1  | 0.5  | 56.9       | 2.2                           | 0.2  | 1.4  | 0.3  | 4.1        | 3.3                                    | 30.7 | 2    | 0.2  | 36.2       | 2.1                           | 0.3  | 0.1  | 0.3  | 2.8        |            |




# L2 Data Collection

L2DataCollection.com  
 Idaho (208) 860-7554 Utah (801) 413-2993

Study: LOCH0008  
 Intersection: Main St / Croy St  
 City, State: Hailey, Idaho  
 Control: Stop Sign

File Name : Main & Croy PM  
 Site Code : 00000000  
 Start Date : 3/29/2017  
 Page No : 2

| Start Time   | Main Street (Hwy 75)<br>From Northwest |      |      |      |            | Croy Street<br>From Northeast |      |      |      |            | Main Street (Hwy 75)<br>From Southeast |      |      |      |            | Croy Street<br>From Southwest |      |      |      |            | Int. Total |
|--|--|------|------|------|------------|-------------------------------|------|------|------|------------|--|------|------|------|------------|-------------------------------|------|------|------|------------|------------|
|  | Right                                  | Thru | Left | Peds | App. Total | Right                         | Thru | Left | Peds | App. Total | Right                                  | Thru | Left | Peds | App. Total | Right                         | Thru | Left | Peds | App. Total |            |
| Peak Hour Analysis From 04:00 PM to 05:45 PM - Peak 1 of 1 |  |      |      |      |            |                               |      |      |      |            |  |      |      |      |            |                               |      |      |      |            |            |
| Peak Hour for Entire Intersection Begins at 04:30 PM       |  |      |      |      |            |                               |      |      |      |            |  |      |      |      |            |                               |      |      |      |            |            |
| 04:30 PM   | 6                                      | 272  | 10   | 2    | 290        | 14                            | 0    | 10   | 1    | 25         | 20                                     | 129  | 9    | 0    | 158        | 11                            | 0    | 0    | 3    | 14         | 487        |
| 04:45 PM   | 5                                      | 301  | 9    | 1    | 316        | 12                            | 1    | 5    | 1    | 19         | 15                                     | 144  | 8    | 0    | 167        | 3                             | 2    | 0    | 1    | 6          | 508        |
| 05:00 PM   | 6                                      | 263  | 12   | 2    | 283        | 7                             | 2    | 6    | 1    | 16         | 17                                     | 179  | 5    | 0    | 201        | 20                            | 3    | 0    | 1    | 24         | 524        |
| 05:15 PM   | 5                                      | 279  | 5    | 6    | 295        | 9                             | 1    | 5    | 1    | 16         | 22                                     | 169  | 9    | 2    | 202        | 10                            | 0    | 1    | 1    | 12         | 525        |
| Total Volume   | 22                                     | 1115 | 36   | 11   | 1184       | 42                            | 4    | 26   | 4    | 76         | 74                                     | 621  | 31   | 2    | 728        | 44                            | 5    | 1    | 6    | 56         | 2044       |
| % App. Total   | 1.9                                    | 94.2 | 3    | 0.9  |            | 55.3                          | 5.3  | 34.2 | 5.3  |            | 10.2                                   | 85.3 | 4.3  | 0.3  |            | 78.6                          | 8.9  | 1.8  | 10.7 |            |            |
| PHF  | .917                                   | .926 | .750 | .458 | .937       | .750                          | .500 | .650 | 1.00 | .760       | .841                                   | .867 | .861 | .250 | .901       | .550                          | .417 | .250 | .500 | .583       | .973       |



# L2 Data Collection

L2DataCollection.com  
 Idaho (208) 860-7554 Utah (801) 413-2993

Study: LOCH0008  
 Intersection: Main St / Croy St  
 City, State: Hailey, Idaho  
 Control: Stop Sign


File Name : Main & Croy PM  
 Site Code : 00000000  
 Start Date : 3/29/2017  
 Page No : 3

| Start Time | Main Street (Hwy 75)<br>From Northwest |      |      |      |            | Croy Street<br>From Northeast |      |      |      |            | Main Street (Hwy 75)<br>From Southeast |      |      |      |            | Croy Street<br>From Southwest |      |      |      |            | Int. Total |
|------------|--|------|------|------|------------|-------------------------------|------|------|------|------------|--|------|------|------|------------|-------------------------------|------|------|------|------------|------------|
|            | Right                                  | Thru | Left | Peds | App. Total | Right                         | Thru | Left | Peds | App. Total | Right                                  | Thru | Left | Peds | App. Total | Right                         | Thru | Left | Peds | App. Total |            |

Peak Hour Analysis From 04:00 PM to 05:45 PM - Peak 1 of 1

Peak Hour for Each Approach Begins at:

|              | 04:30 PM |      |      |      |      | 04:00 PM |      |      |      |      | 04:30 PM |      |      |      |      | 05:00 PM |      |      |      |      |
|--------------|----------|------|------|------|------|----------|------|------|------|------|----------|------|------|------|------|----------|------|------|------|------|
| +0 mins.     | 6        | 272  | 10   | 2    | 290  | 11       | 0    | 5    | 2    | 18   | 20       | 129  | 9    | 0    | 158  | 20       | 3    | 0    | 1    | 24   |
| +15 mins.    | 5        | 301  | 9    | 1    | 316  | 9        | 0    | 7    | 2    | 18   | 15       | 144  | 8    | 0    | 167  | 10       | 0    | 1    | 1    | 12   |
| +30 mins.    | 6        | 263  | 12   | 2    | 283  | 14       | 0    | 10   | 1    | 25   | 17       | 179  | 5    | 0    | 201  | 6        | 1    | 1    | 3    | 11   |
| +45 mins.    | 5        | 279  | 5    | 6    | 295  | 12       | 1    | 5    | 1    | 19   | 22       | 169  | 9    | 2    | 202  | 11       | 2    | 1    | 1    | 15   |
| Total Volume | 22       | 1115 | 36   | 11   | 1184 | 46       | 1    | 27   | 6    | 80   | 74       | 621  | 31   | 2    | 728  | 47       | 6    | 3    | 6    | 62   |
| % App. Total | 1.9      | 94.2 | 3    | 0.9  |      | 57.5     | 1.2  | 33.8 | 7.5  |      | 10.2     | 85.3 | 4.3  | 0.3  |      | 75.8     | 9.7  | 4.8  | 9.7  |      |
| PHF          | .917     | .926 | .750 | .458 | .937 | .821     | .250 | .675 | .750 | .800 | .841     | .867 | .861 | .250 | .901 | .588     | .500 | .750 | .500 | .646 |



# L2 Data Collection

L2DataCollection.com

Idaho (208) 860-7554 Utah (801) 413-2993

Study: LOCH0008  
Intersection: Main St / Croy St  
City, State: Hailey, Idaho  
Control: Stop Sign

File Name : Main & Croy PM  
Site Code : 00000000  
Start Date : 3/29/2017  
Page No : 4

Image 1

