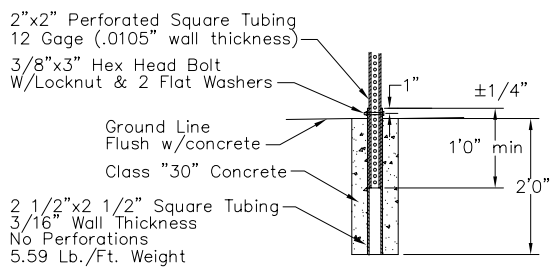


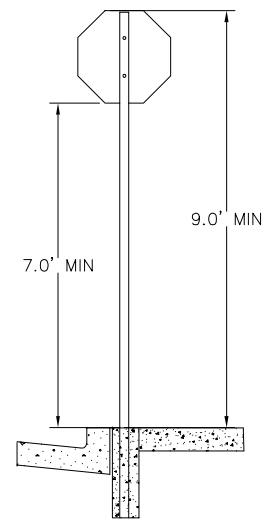
ROAD SIGN DETAIL
NTS



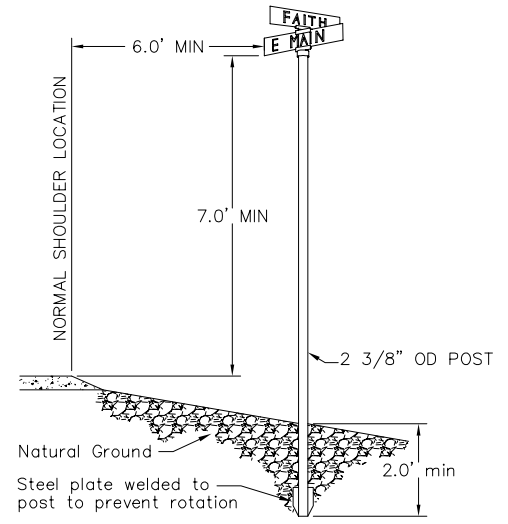
**SIGN POST INSTALLATION DETAIL
WITH ONE PIECE ANCHOR POST
FOR USE IN CONCRETE SIDEWALKS**
NTS

NOTES:

- 1). Anchor sleeves shall be installed so that the holes will align and the top be flush with the sign post anchor.
- 2). All installations shall have 8" square concrete foundations or grouted into solid rock.



URBAN LOCATIONS
WITH CURB AND GUTTER



RESIDENTIAL LOCATIONS

TYPICAL INSTALLATION FOR SIGNS
NTS

NOTES:

1. Steel post to be used in asphalt or Concrete
2. Wood post to be used in roadside or gravel.

REVISIONS	2006 CITY OF HAILEY IMPROVEMENT STANDARD DRAWINGS	STREET SIGNS	910 DWG. NO.
-----------	---	--------------	-----------------